

# DLF-826

8" NON-IC Horizontal Flat Frame-in kit For  
(1) or (2) DTT/TTT Lamps

Catalog #		Type
Project		Date
Prepared by		

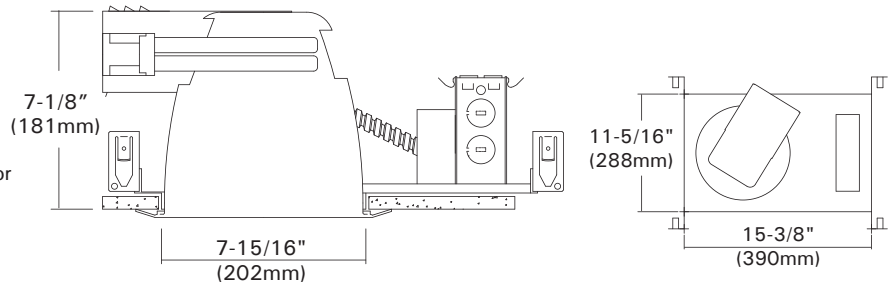
**FLUORESCENT**



## DESCRIPTION

The DLF-826 is a 8" aperture flat frame-in kit for (1) or (2) horizontal CFL lamps, for wide beam area and task lighting.

The DLF-826 offers a wide choice of trim types including reflector, lensed and wall wash trims.



## DESIGN FEATURES

Ceiling Cut-out : 8-1/16"  
Lamp, Max, Watt. : (1)42W or (2)42W

### Mounting Frame

- Galvanized steel construction.
- Housing adjusts for ceilings up to 1-1/4" thick.

### Junction Box

- Listed through branch circuit wiring. (Max. 8 No 12 AWG 90°C branch circuit conductors. (4 in, 4 out))
- (5) 1/2" knockouts with true pry-out slots and (4) knockouts with Romex cable lamp.
- Ground wire provided.

### Reflector

- Anodized clear, haze, gold, champagne, pewter color finished full reflectors. And anodized reflectors with black or white milled groove baffle collar.

### Trim Ring

- White plastic ring or plated chrome, satin nickel, polished brass, natural steel color ring.

### Bar hangers

- 24" Bar Hangers provide stability and support on joists and T-Bar Grid ceilings.
- Housing can be positioned at any point within 24" joist span.
- Score lines allow "toolless" shortening for 12" joists. Bar hangers may be repositioned 90 degrees.
- Integral T-bar clips snaps onto T-bars and no additional clips are required.

### Socket

- G24Q/GX24Q socket for use 4 pin DTT, TTT lamps.

### Socket Housing

- Installed (4 pin) thermoplastic lampholders in stamped galvanized steel housing attached on the reflector top.

### Lamp

- Compact Fluorescent lamps.
  - \* DTT-Double twin tube (Quad/CFQ)
    - (1) or (2) 13W DTT (4 pin)
    - (1) or (2) 18W DTT (4 pin)
    - (1) or (2) 26W DTT (4 pin)
  - \* TTT-Triple Twin Tube (CFTR)
    - (2) 26W TTT (4 pin)
    - (2) 32W TTT (4 pin)
    - (2) 42W TTT (4 pin)
    - (1) 26W TTT (4 pin)
    - (1) 32W TTT (4 pin)
    - (1) 42W TTT (4 pin)

### Ballast

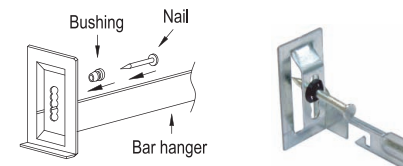
- Class P Thermally protected by internal fuse (3 amp fast blow), Multi-volt electronic ballast or thermal cut-out switch in magnetic ballast.
- High Power Factor Multi-volt Electronic ballasts for 4 pin type compact fluorescent lamps mounted on J-box door for easy access form inside of fixture.

### Listing

- UL, c-UL listed for damp location.
- UL, c-UL listed for feed through.

### Just-A-Nail

Adjustable nail hanger bar for easy alignment.



### JUST-A-NAIL

- Pre-installed nail bars with vertical slots are used to evenly align the bars horizontally after nailing halfway into wood joists.

### Optional "Quick Connect" Push-in wire connectors.

- Three "Quick Connectors"
- Pre-installed push-in wire connectors for fast and easy wiring.

## Ordering Information

Housing	Ballast	Lamp(s) Watt.	Option
DLF-826	-N : 120V NPF Magnetic -H : 120V HPF Magnetic -NE : 120V NPF Electronic -HE : 120V HPF Electronic	-E : 120V/277V HPF Electronic  126 : (1)26W    226 : (2)26W 132 : (1)32W    232 : (2)32W 142 : (1)42W    242 : (2)42W	-EM : Emergency w/ Remote Test Switch -C : Quick Connectors

Example : DLF-826-E242

# Trims

## 8" Horizontal Compact Fluorescent Trims For DLF-816, DLF-816R, DLF-826, ICF-826AT

Catalog #		Type
Project		Date
Prepared by		

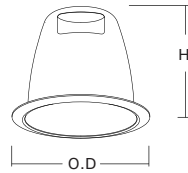
**FLUORESCENT**

### TM-89R/TM-89RF TM-89RL

**Specular Open Reflector**  
2x42W TTT, 1x42W TTT

White Plastic Trim Ring  
O.D : 9-7/16"  
Height : 7-1/8"


\*Symbol (RF) is for Self-flange



### TM-80B TM-80LB

**Baffle w/ Reflector**  
2x42W TTT, 1x42W TTT

White Plastic Trim Ring  
O.D : 9-7/16"  
Height : 7-1/8"



### TM-81

**Wall Wash w/ Kick-off Plate**  
2x42W TTT, 1x42W TTT


White Plastic Trim Ring  
O.D : 9-7/16"  
Height : 7-1/8"



### TM-86B TM-86BL

**Baffle w/ Fresnel Lens**  
2x42W TTT, 1x42W TTT

White Plastic Trim Ring  
O.D : 9-7/16"  
Height : 7-1/8"



### TM-86R TM-86RL

**Reflector w/ Fresnel Lens**  
2x42W TTT, 1x42W TTT


White Plastic Trim Ring  
O.D : 9-7/16"  
Height : 7-1/8"



### TM-88 TM-88L

**Reflector w/ Frosted Drop Lens**  
2x42W TTT, 1x42W TTT

White Metal Trim Ring  
O.D : 9-7/16"  
Height : 7-1/8"



### TM-88S TM-88SL

**Reflector w/ Frosted 3.5" Center Hole in Drop Lens**  
2x42W TTT, 1x42W TTT

White Metal Trim Ring  
O.D : 9-7/16"  
Height : 7-1/8"



### TM-859 TM-859L

**Reflector w/ Cross Louver Blade**  
2x42W TTT, 1x42W TTT

White Plastic Trim Ring  
O.D : 9-7/16"  
Height : 7-1/8"



### TM-87 TM-87L

**Reflector w/ Frosted Lens on Surface**  
2x42W TTT, 1x42W TTT

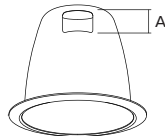
White Plastic Trim Ring  
O.D : 9-7/16"  
Height : 7-1/8"



### TM-89R-1 (One Lamp)

**Specular Open Reflector**  
1x26W DTT, 1x42W TTT

White Plastic Trim Ring  
O.D : 9-7/16"  
Height : 7-1/8"  
Aperture : 2-1/8"x2-1/8"



- ◆ White plastic ring standard. Also available with metal rings.
- ◆ All trims are damp location, Lens trims are wet location listed.
- ◆ Symbol "L" is for 5-15/16" Shallow reflectors.

### ORDERING INFORMATION

Choose the catalog / finish codes that best suit your needs and enter it on the appropriate line.

TRIM MODEL	REFLECTOR	LENS	BAFFLE	METAL RING
	CL :Clear	FR :Fresnel	WH :White	WH :White
	WH :White	AS :All Sanded	BK :Black	BK :Black
	GD :Gold	CL :Clear	SN :Satin Nickel	SN :Satin Nickel
	MA :Matte Platinum	CS :Center Part Sanded	AN :Antique Nickel	AN :Antique Nickel
	CP :Champagne	CV :Convex Prismatic	AC :Antique Copper	AC :Antique Copper
	PR :Pewter		MO :Mocha	MO :Mocha
	HC :Haze Clear		CA :Cappuccino	CA :Cappuccino
			CH :Chrome	CH :Chrome
			UN :Natural Steel	UN :Natural Steel
			PB :Polished Brass	PB :Polished Brass

Examples:  
TM-89R-HC-WP = Haze Clear Reflector  
TM-80B-BK-WP = Black Baffle w/ Clear Reflector